

TRANSPORTEAST

Y

electric
drive



Challenges of switching to EV

14 November 2023

Esme Yuill – Head of External Affairs

Challenges switching to EV

Barriers to delivery

England's Economic
Heartland & Transport East
*Electric Vehicle Insight
Study – Final Report*



What infrastructure, and where

TRANSPORT EAST
EV:READY
Final Report



Behaviour

A Regional ABM for Transport East
Project Report

September 2022



What infrastructure and where

WSP EV:Ready Dashboard | Summary

County / Unitary: All Local Authority: All

Household Statistics

- 3,648,720 Population
- 1,554,524 Households (HH)
- 2,364,823 Number of vehicles
- 1.52 Average vehicles per HH

Existing EV Ownership

- 17,330 Battery EV
- 11,425 Plug-in Hybrid EV
- 1,439 Unknown EV Type

EV Forecast

Scenario: ● High ● Low

Total Charging Points Required

Year	High	Low
2025	11,570	7,407
2030	24,775	14,755
2035	45,002	32,072
2040	55,566	47,001

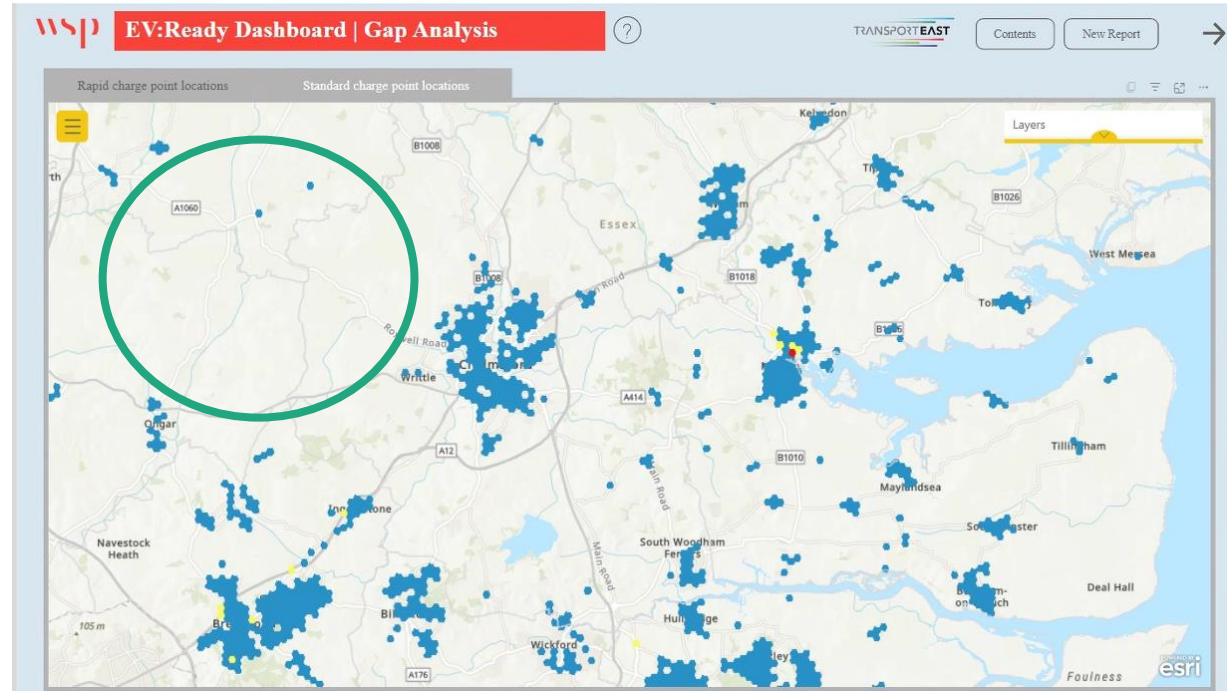
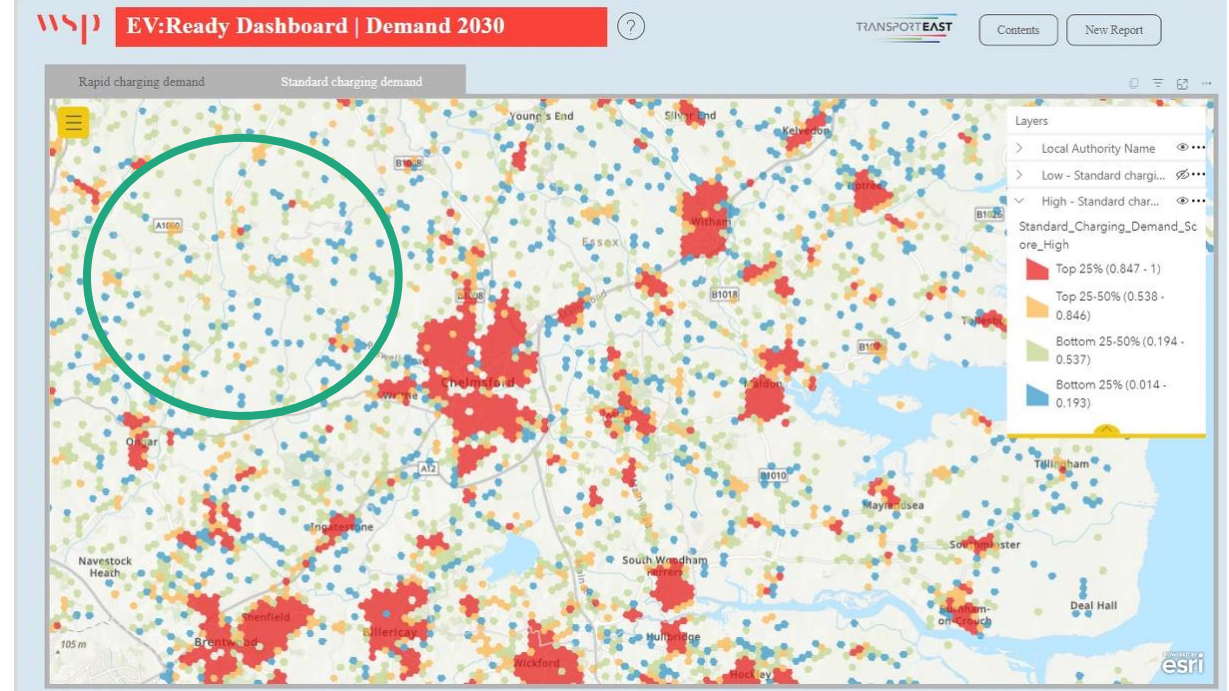
% of HH reliant on OSP*

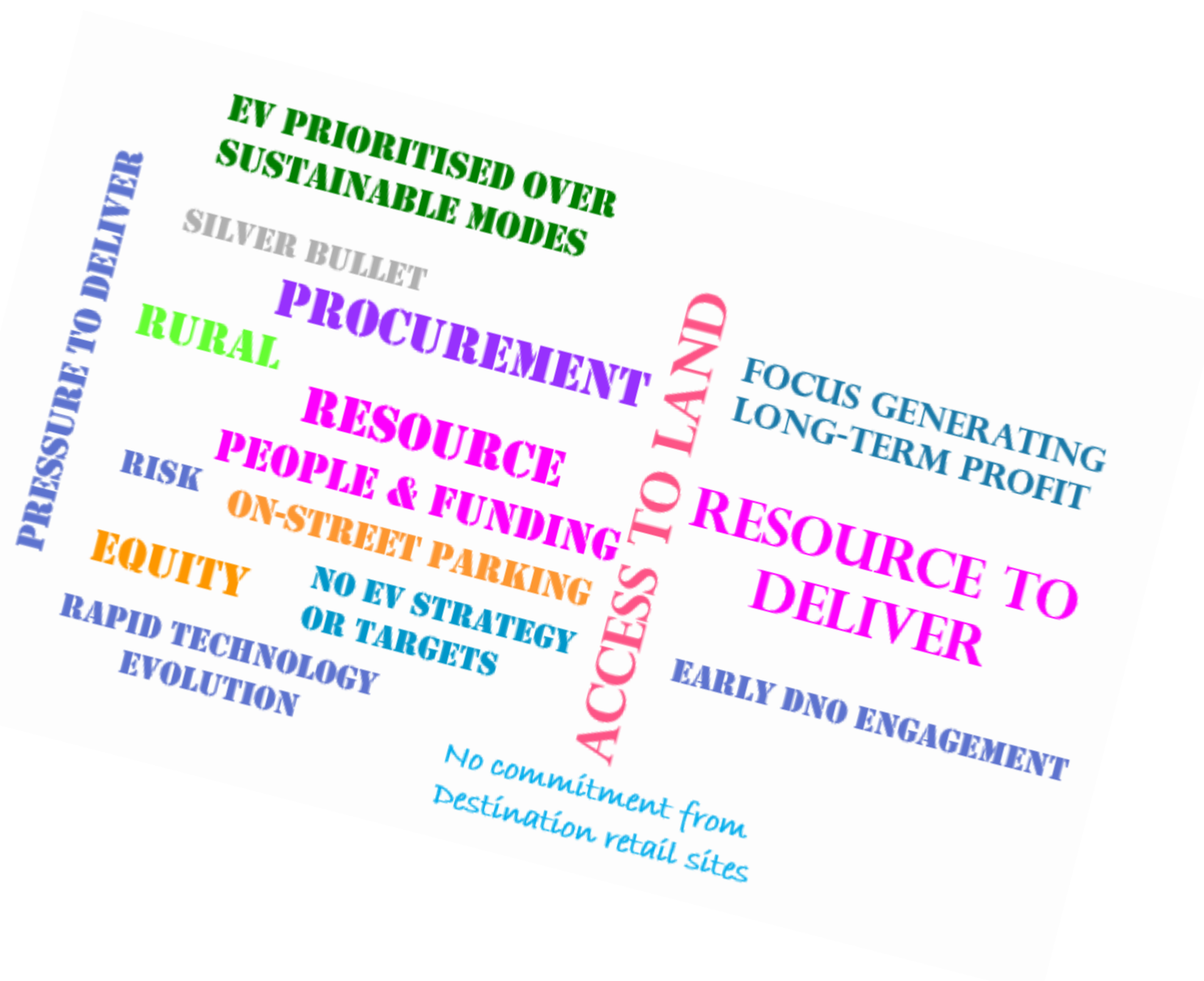
24.44%

*OSP - On-Street Parking

Existing Charging Points

- 766 Standard
- 271 Rapid





Emissions

Trips under 5km



Focus for mode shift



What Next?

What infrastructure where

Roll out EV:Ready Tool
Set targets

Barriers to delivery

ID procurement best practice
Let's talk land
Resource

Behaviour

EV part of integrated solution

